

# Grout Colorant

**Restore dirty grout**

**Recolor for a fresh look**

**Reseal to prevent stains**



# GROUT COLORANT PRODUCTS

In addition to the 48 Polyblend® colors these Aqua Mix colors are also available.



## Grout Colorant

Quickly and easily re-colors or rejuvenates grout. Excellent as a grout sealer. Available in 24 standard colors or custom matches. 8 oz. (237 ml).

## Grout Colorant Pre-Treat Cleaner

Cleans and etches grout joints for superior Grout Colorant bond. 8 oz. (237 ml).

## Grout Colorant Kit

Contains the tools you need to change the color of your grout. Includes: Grout Colorant Pre-Treat, Grout Colorant, application brush and white nylon pad.



No need to dig out and replace dirty and stained grout. Aqua Mix's grout colorant products are easy to apply. They clean, seal, restore and recolor grout.

## GROUT COLORANT COVERAGE CHART

(coverage varies with type of grout, porosity and application method)

TILE SIZE INCHES/MM	JOINT WIDTH INCHES/MM				
	1/8" (3 mm)	3/16" (4.5 mm)	1/4" (6 mm)	3/8" (9.5 mm)	1/2" (13 mm)
SQUARE FT. PER 8 OZ./M <sup>2</sup>					
1" x 1" x 1/4" (25 x 25 x 6 mm)	75 (7 m <sup>2</sup> )	n/a	n/a	n/a	n/a
3" x 3" x 1/4" (75 x 75 x 6 mm)	150 (14 m <sup>2</sup> )	85 (8 m <sup>2</sup> )	n/a	n/a	n/a
4 1/4" x 4 1/4" x 1/4" (108 x 108 x 6 mm)	200 (19 m <sup>2</sup> )	100 (9 m <sup>2</sup> )	n/a	n/a	n/a
6" x 6" x 1/4" (150 x 150 x 6 mm)	225 (21 m <sup>2</sup> )	110 (10 m <sup>2</sup> )	95 (9 m <sup>2</sup> )	70 (7 m <sup>2</sup> )	n/a
8" x 8" x 3/8" (200 x 200 x 9.5 mm)	250 (23 m <sup>2</sup> )	125 (12 m <sup>2</sup> )	110 (10 m <sup>2</sup> )	80 (7 m <sup>2</sup> )	n/a
12" x 12" x 3/8" (300 x 300 x 9.5 mm)	300 (28 m <sup>2</sup> )	150 (14 m <sup>2</sup> )	125 (12 m <sup>2</sup> )	100 (9 m <sup>2</sup> )	75 (7 m <sup>2</sup> )
18" x 18" x 3/8" (450 x 450 x 9.5 mm)	450 (42 m <sup>2</sup> )	300 (28 m <sup>2</sup> )	250 (23 m <sup>2</sup> )	150 (14 m <sup>2</sup> )	n/a


## GROUT COLORANT COLORS




BRIGHT WHITE




SMOKE



PURE WHITE



WHEAT



WHITE




COCOA




ANTIQUE WHITE



CINNAMON



LINEN WHITE




SILVER




BUFF



LIGHT GRAY



NAVAJO




NATURAL GRAY



CANVAS



PEWTER



SAND



CHARCOAL GRAY



BEIGE



BLACK

Colors shown approximate as nearly as possible the grout colorant colors. Special Order colors available.

# USING GROUT COLORANT

## Step 1 : CLEAN

Simply spray Grout Colorant Pre-Treat Cleaner on dirty or stained grout. Briskly scrub grout joints to clean and lightly etch. Ensures a superior Grout Colorant bond.



## Step 2 : APPLY

Use a grout colorant applicator or small toothbrush to quickly and effectively apply Grout Colorant to countertops, showers, walls and floors.




## Step 3 : WIPE OFF

Easily wipe off Grout Colorant from tile with water and a white nylon scrub pad after only 2 hours. Grout Colorant bonds to grout joints and not tile.



## RESULTS

Enjoy the dramatic new look! Grout joints recolored and resealed with Grout Colorant will provide years of lasting durability and beauty.



# CUSTOM<sup>®</sup>

Custom Building Products  
Seal Beach CA 90740  
800-272-8786